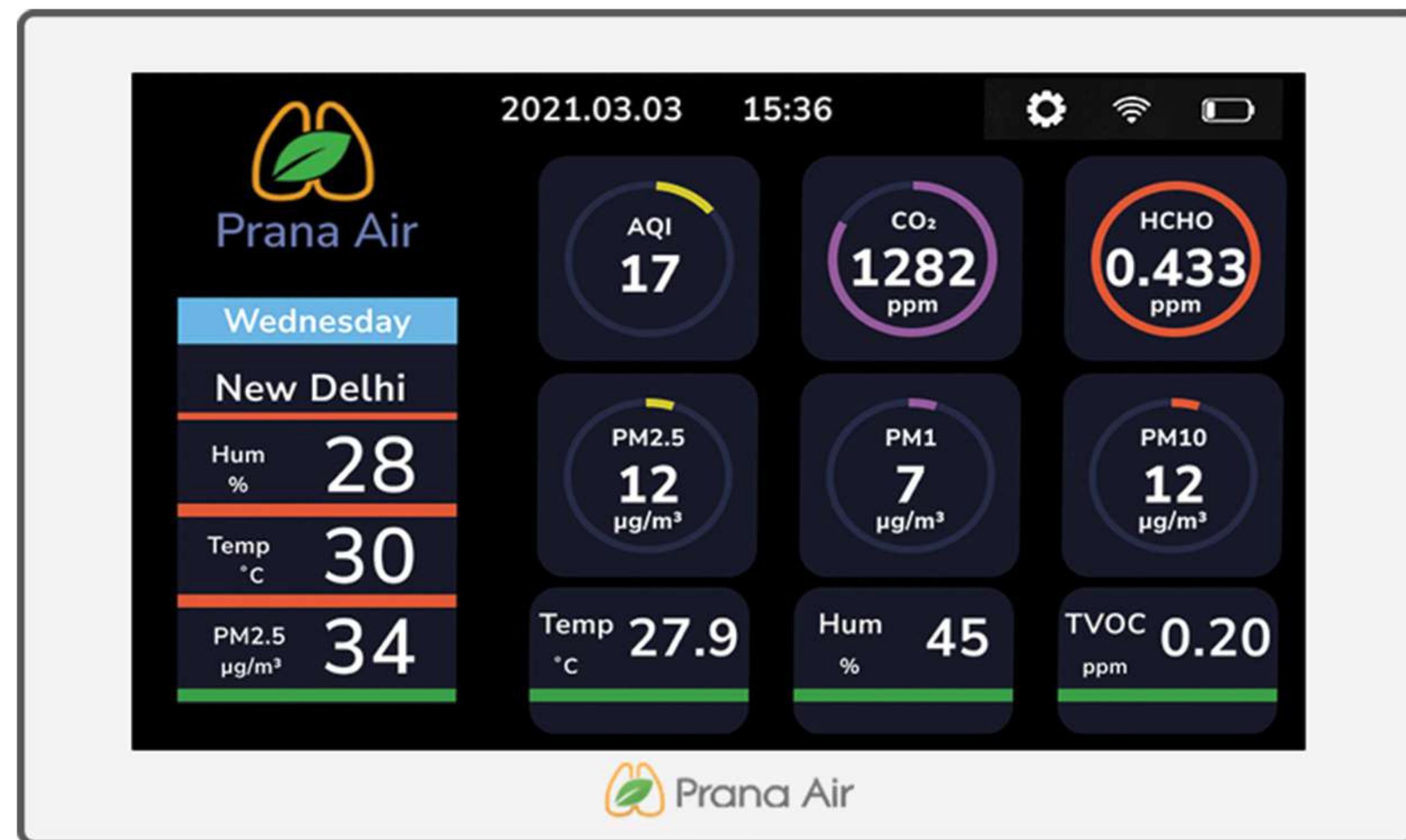


# PRANA AIR SENSIBLE+




## SMART AIR QUALITY MONITOR

Keep track of indoor air quality along-with ambient indoor & outdoor pollutants.

You reflect what you breathe

## WHAT'S INSIDE THE BOX?



### SENSIBLE+ AIR QUALITY MONITOR

An intelligent smart portable indoor air pollution monitor to keep a tab over the air you breathe.



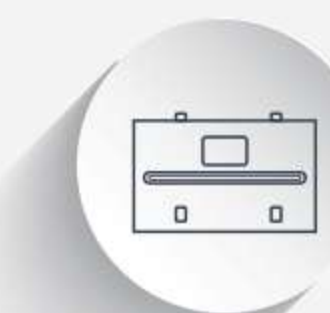
Monitor



Table Stand



Adapter



Wall-mount Hinge



USB Cable

STEPS TO CONNECT  
**SENSIBLE+** 

**STEP 1 :**

Connect the monitor to a power source with the cable and adapter.

**STEP 2 :**

Press the Wi-Fi symbol on the monitor's screen to open the Wi-Fi menu.

**STEP 3 :**

Select your wifi SSID (name) from the list and enter its password.

**STEP 4 :**

Download the AQI India mobile app in your Android/IOS device.

**STEP 5 :**

Complete the sign-up process or just login in if you already have an account.

**STEP 6 :**

Click on add device and select sensible + from the set of options available on the screen.

**STEP 7 :**

Scan the QR showing on Sensible + or manually enter the Device ID.

**STEP 8 :**

Fill up the required details. Now click add. Your device is now connected.



*To track the quality of air you inhale, download the AQI app on your iOS/Android device(s) and forget all your worries.*



**CONTACT US AT :**

Crown Heights, 7th Floor, 706, Sector 10, Rohini, New Delhi- 110085, India

073918-73918 | info@purelogic.in